THIS DRAWING IS UNPUBLISHED. RELEASED FOR PUBLICATION AUG ,2004.
© COPYRIGHT 2004 BY TYCO ELECTRONICS CORPORATION. ALL RIGHTS RESERVED.

POWER POST	6.5	4	4	1, 41	4	1, 41
POWER POST	5.9	4	8	2, 3, 39, 40	8	2, 3, 39, 40
SIGNAL POST	4.4	2.8	〃	〃	〃	4~38
SIGNAL POST	4.4	4	140	4~38	140	〃
CONTACT NAME	L1	L2	QTY of POS	コンタクト配置<列番号>CONTACT LOCATION <COLUMN NO.>	QTY of POS	コンタクト配置<列番号>CONTACT LOCATION <COLUMN NO.>
			5179452−1		1−5179452−1	

LOC	DIST
J	

REVISIONS 変更

P	LTR	DESCRIPTION	DATE	DWN	APVD
	O	RELEASED FJB0−0763−04	06AUG04	C.O	K.I

−1; 本図 (−1; AS SHOWN)

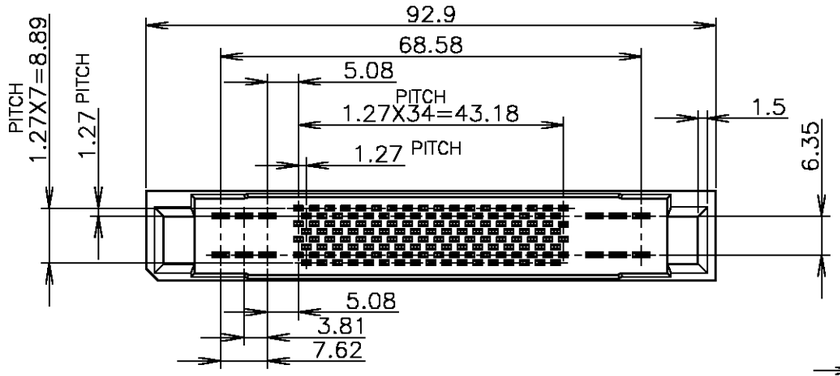

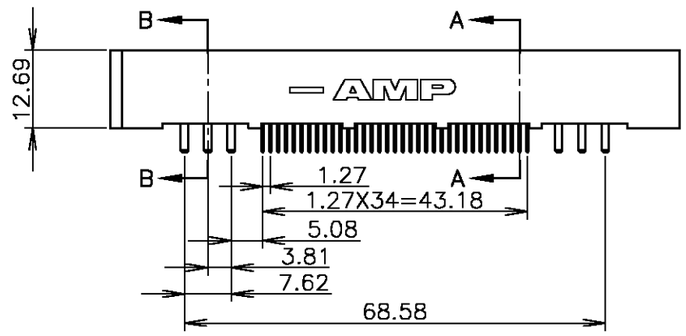

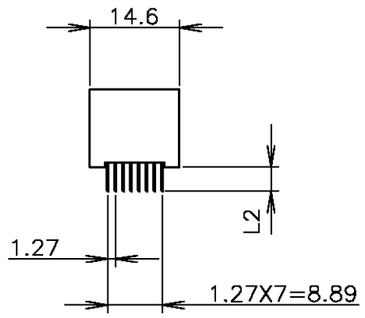

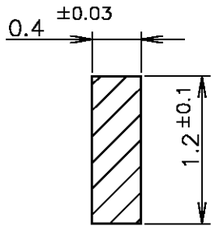

D−D
SCALE 20:1

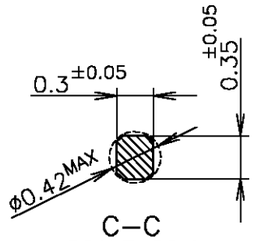

C−C
SCALE 20:1

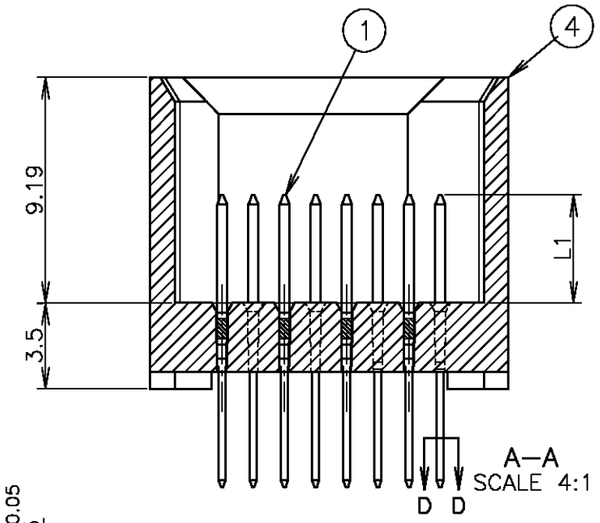

A−A
SCALE 4:1

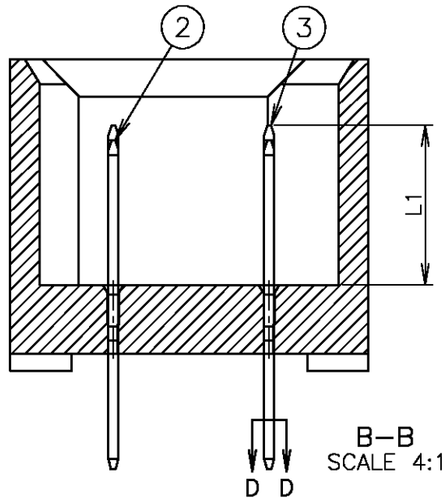

B−B
SCALE 4:1

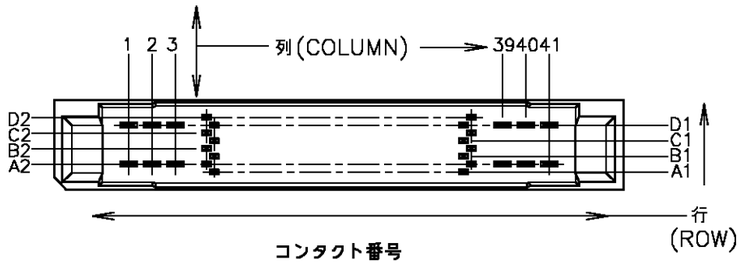

コンタクト番号
CONTACT ADDRESS NO.

鉛フリー
LEAD FREE

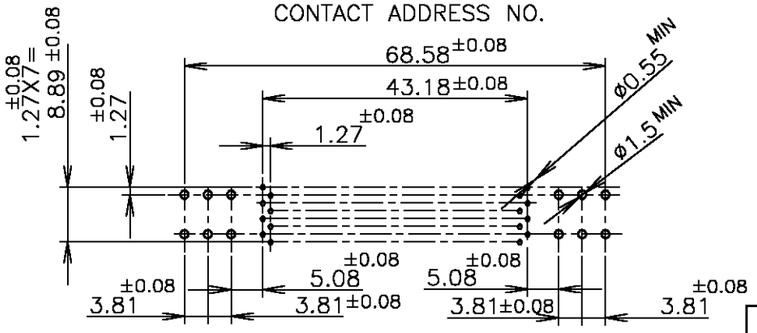

推奨基板寸法 (t=3±0.2)
RECOMMENDED P.C. BOARD DIM. (t=3±0.2)
(コネクタ取付け側より見る)
(VIEW FROM CONN. SIDE.)

ITEM NO.	名称/NAME		材質/MATERIAL	
4	ヘッダ・ハウジング	HDR HOUSING	液晶ポリマー(黒)	LIQUID CRYSTAL POLYMER
3	パワー・ポスト(LONG)	POWER POST(LONG)	銅合金 FINISH UNDER Ni 1.27μm MIN COPPER ALLOY	CONTACT AREA Au 0.5μm MIN TINE AREA TIN PL. 1μm MIN
2	パワー・ポスト(SHORT)	POWER POST(SHORT)	銅合金 FINISH UNDER Ni 1.27μm MIN COPPER ALLOY	CONTACT AREA Au 0.5μm MIN TINE AREA TIN PL. 1μm MIN
1	シグナル・コンタクト	SIGNAL CONTACT	銅合金 FINISH UNDER Ni 1.27μm MIN COPPER ALLOY	CONTACT AREA Au 0.5μm MIN TINE AREA TIN PL. 1μm MIN

THIS DRAWING IS A CONTROLLED DOCUMENT.

DIMENSIONS: 単位: 耗 mm

TOLERANCES UNLESS OTHERWISE SPECIFIED: 一般公差
0 PLC ±
1 PLC ±
2 PLC ±
3 PLC ±
4 PLC ±
ANGLES ±

MATERIAL 材料: SEE TABLE 表参照
FINISH 仕上: SEE TABLE 表参照

GENERAL TOLERANCE 一般公差
10 ≧ : ±0.2
30 ≧ > 10 : ±0.25
100 ≧ > 30 : ±0.3
ANGLES : ±3°

DWN C.OHASHI 06AUG04
CHK T.KIMURA 06AUG04
APVD K.IKEGAMI 06AUG04
PRODUCT SPEC 製品規格
APPLICATION SPEC 取付適用規格
WEIGHT

tyco Electronics
Tyco Electronics AMP K.K.
Kawasaki, Japan

NAME 名称: 152P (140 SIGNAL) HDR. ASSY Z−PACK J−II DISK ARRAY CONN.

SIZE A3 | CAGE CODE 00779 | DRAWING NO 番号 C−5179452 | RESTRICTED TO

CUSTOMER DRAWING | SCALE 尺度 1:1 | SHEET 1 OF 1 | REV 0

AMP 1470−19 REV 31MAR2000